



PAUS
...the people who care

**FURNITURE
ELEVATORS**

EASY
EASY BIG
CITY STAR
CITY FLOH
CITY TRUCK

MINING AND TUNNELING | LIFTTECH | CONSTRUCTION MACHINES

STRONGER, MORE
STABLE AND MORE
FLEXIBLE IN USE –
EVERY DAY



PAUS OFFERS,
WHAT YOU NEED IN YOUR
DAILY OPERATIONS:

- **Stability and durability in every situation**
- **Sufficient performance and power for every operation**
- **Agile and fast in tight spaces**
- **Reliability and excellent quality**
- **Support in every situation**

A family business with a feel for what is really important

Paus means efficiency, quality and sustainability in true engineering tradition. As a family business, we develop construction machines, mining and tunneling machines and lift technology at our home in Emsbüren, Germany. Our goal: Your success! Paus machines will enable you to continually master even the toughest of challenges.

EASY

THE “SMALL” FURNITURE ELEVATOR
WITH ALL THE FUNCTIONS OF THE “BIG ONE” !

- Lifting height up to 24 metres
- Payload 250 kg
- Drive via 230 V electric motor or HONDA petrol engine
- Chassis with cataphoretic painting plus powder coating
- Adjustable base extension
- Steadily adjustable turntable arresting device
- Hydraulic raising and extension of the rails
- Carriage with automatic rope breakage safety mechanism

PRODUCT HIGHLIGHTS:

COMPACT: Extremely low width for passing narrow places and low weight

FLEXIBLE: Minimal footprint due to folding drawbar

STABLE: X support for high stability and excellent lateral range

PRACTICAL: 360° work range

POWERFUL: Double lifting cylinder for secure raising of the rails

MAINTENANCE-FREE: Maintenance-free rail package with polyamid guide blocks

SAFE: Double extension ropes guarantee the rails remain straight while extending

HELPFUL: Stable base extension for a low loading position



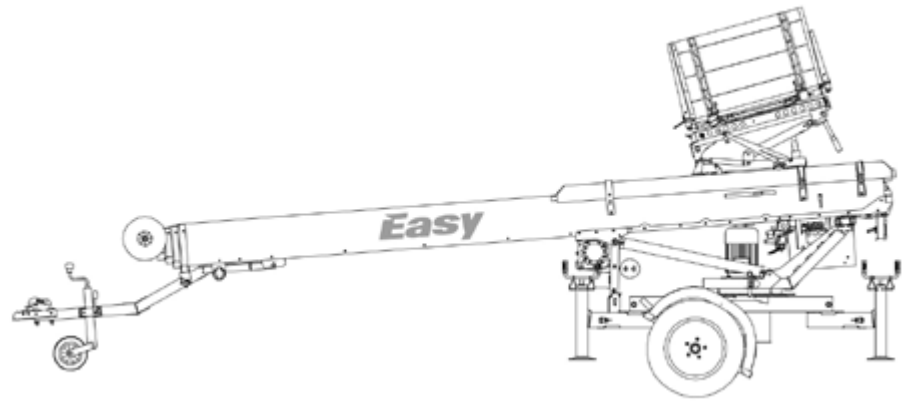
EASY

TECHNICAL DATA:



	18 WH-M	21 WH-M	24 WH-M
Number of profiles	1 – 5	0 – 5	0 – 6
Profile length	4,200 mm	4,200 mm	4,200 mm
Extended length	4.4 – 18 m	4.4 – 21 m	4.4 – 24.4 m
Total weight (basic equipment)	750 kg	750 kg (Laufachse) 1,000 kg (Bremsachse)	1,200 kg
Transport length	5,300 mm	5,300 mm	5,970 mm
Transport width	1,360 mm	1,360 mm	1,400 mm

Furniture platform	Easy series
closed (WxD)	1,087 mm x 772 mm
opened (WxD)	2,053 mm x 1,588 mm



EASY BIG

COMPACT, STRONG AND UNIVERSAL!

- Lifting height up to 31 metres
- Payload 300 kg / 400 kg
- HONDA four-stroke petrol engine, air-cooled
- Adjustable base extension
- Steadily adjustable turntable arresting device
- Automatic neutral position of carriage
- Carriage with automatic rope breakage safety mechanism
- Furniture platform with snap locking device, endlessly rotatable and retractable into the building

PRODUCT HIGHLIGHTS:

- FLEXIBLE:** Small footprint due to retractable drawbar
- STABLE:** X support for high stability and excellent lateral range
- PRACTICAL:** 360° work range
- POWERFUL:** Double lifting cylinder for secure raising of the rails
- MAINTENANCE-FREE:** Maintenance-free rail package with polyamide guide blocks
- SAFE:** Double extension ropes guarantee the rails remain straight while extending
- QUIET:** HONDA petrol engine with noise insulation as standard
- HELPFUL:** Stable base extension for a low loading position
- USER-FRIENDLY:** Furniture platform endlessly rotatable and retractable as standard



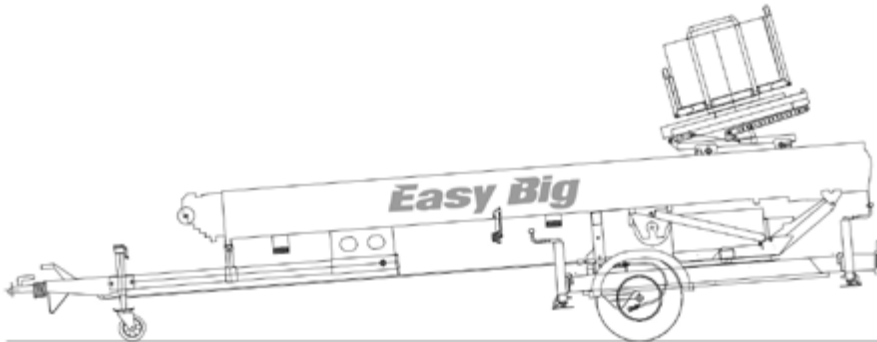
EASY BIG

TECHNICAL DATA:



	21 WH-M	25 WH-M	28 WH-M	31 WH-M
Number of profiles	1 – 5	1 – 6	1 – 7	1 – 7
Profile length	4,750 mm	4,750 mm	4,750 mm	5,000 mm
Extended length	5 – 21 m	5 – 25 m	5 – 28 m	5.25 – 31 m
Total weight (basic equipment)	1,600 kg	1,630 kg	1,760 kg	1,790 kg
Transport length	6,600 mm	6,600 mm	6,600 mm	6,850 mm
Transport width	1,800 mm	1,800 mm	1,850 mm	1,850 mm

Furniture platform	Easy Big series
closed (WxD)	1,440 mm x 790 mm
opened (WxD)	2,510 mm x 1,610 mm




CITY STAR

THE MOST POWERFUL IN ITS CLASS!

- Lifting height up to 37 metres
- Payload 400 kg
- Operating radius 200°
- HONDA four-stroke petrol engine, air-cooled
- Adjustable base extension
- Steadily adjustable turntable arresting device
- Automatic neutral position of carriage
- Carriage with automatic rope breakage safety mechanism
- Furniture platform with snap locking device, endlessly rotatable and retractable

PRODUCT HIGHLIGHTS:

- PROVEN:** Chassis in proven C-profile technology in fine-grained steel
- MAINTENANCE-FREE:** Maintenance-free rail package with polyamid guide blocks
- MULTIFUNCTIONAL:** Can also be used for work to be executed on the 1st floor
- SAFE:** Double extension ropes guarantee the rails remain straight while extending
- QUIET:** HONDA petrol engine with noise insulation as standard
- HELPFUL:** Stable base extension for a low loading position
- POWERFUL:** 400 kg payload due to stable rail package
- BIG:** Extra big and stable furniture platform, endlessly rotatable and retractable



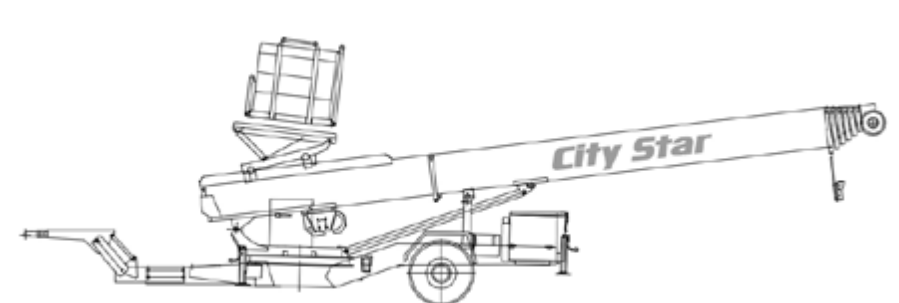
CITY STAR

TECHNICAL DATA:



	21 WH-M	25 WH-M	33 WH-M	37 WH-M
Number of profiles	2 – 7	2 – 8	2 – 8	2 – 8
Profile length	4,750 mm	4,750 mm	6,000 mm	6,500 mm
Extended length	5 – 21 m	5 – 25 m	6.5 – 33 m	6.5 – 37 m
Total weight (basic equipment)	1,800 kg	2,240 kg	2,500 kg	2,800 kg
Transport length	7,000 mm	7,500 mm	8,000 mm	8,700 mm
Transport width	1,800 mm	1,800 mm	1,850 mm	1,850 mm

Furniture platform	City Star series
closed (WxD)	1,540 mm x 815 mm
opened (WxD)	3,006 mm x 1,881 mm



CITY FLOH

COMPACT TRUCK BODIES!

- Lifting height up to 33 metres
- Payload 300 kg / 400 kg
- Operating radius 200°
- PTO auxiliary drive or HONDA four-stroke petrol engine, air cooled
- Adjustable base extension
- Steadily adjustable turntable arresting device
- Automatic neutral position of carriage
- Carriage with automatic rope breakage safety mechanism
- Furniture platform with snap locking device, endlessly rotatable and retractable

PRODUCT HIGHLIGHTS:

- ROBUST:** Aluminium-Cover for intermediate frame
- MAINTENANCE-FREE:** Maintenance-free rail package with polyamide guide blocks
- SAFE:** Double extension ropes guarantee the rails remain straight while extending
- HELPFUL:** Stable base extension for a low loading position
- COMFORTABLE:** Fully hydraulic steering of all functions via fine control manual valves
- POWERFUL:** Double lifting cylinder for secure raising of the rails
- USER-FRIENDLY:** Furniture platform endlessly rotatable and retractable as standard



**TURNTABLE
ARRESTING DEVICE**



USER-FRIENDLY



POWERFUL



COMFORTABLE



**HYDRAULIC
SUPPORTS**



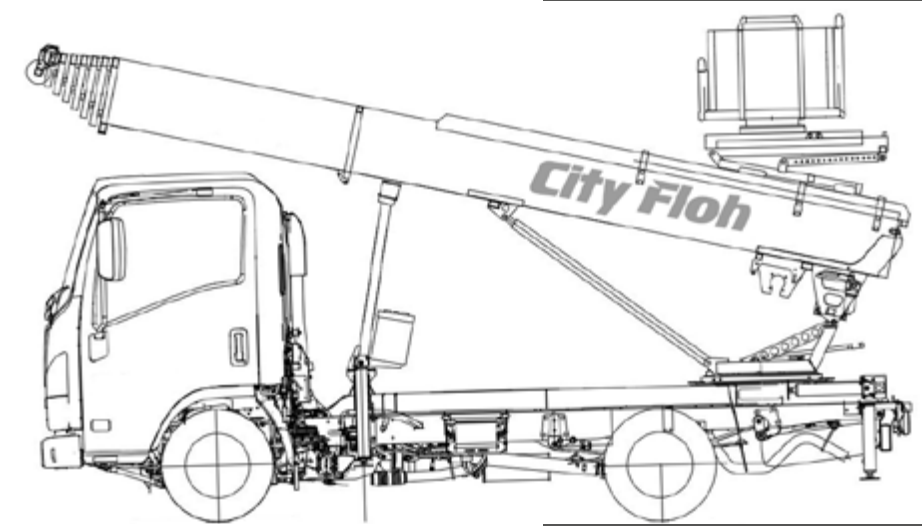
CITY FLOH

TECHNICAL DATA:



	27 WH-M	31 WH-M	33 WH-M
Number of profiles	1 – 6	1 – 7	1 – 8
Profile length	5,000 mm	5,000 mm	5,000 mm
Extended length	5.25 – 27 m	5.25 – 31 m	5.25 – 33 m
Total weight (basic equipment)	approx. 3,200 kg	approx. 3,330 kg	approx. 3,510 kg

Furniture platform	City Floh series
closed (WxD)	1,440 mm x 790 mm
opened (WxD)	2,510 mm x 1,610 mm



CITY TRUCK

HIGHER, LARGER, WIDER!

- Lifting heights up to 44 metres
- Payload 300 kg / 400 kg
- Operating radius 200°
- PTO auxiliary drive or HONDA four-stroke petrol engine, air cooled
- Adjustable base extension
- Steadily adjustable turntable arresting device
- Automatic neutral position of carriage
- Carriage with automatic rope breakage safety mechanism
- Furniture platform with snap locking device, endlessly rotatable and retractable

PRODUCT HIGHLIGHTS:

ROBUST: Aluminium-Cover for intermedaite frame

MAINTENANCE-FREE: Maintenance-free rail package with polyamide guide blocks

SAFE: Double extension ropes guarantee the rails remain straight while extending

HELPFUL: Stable base extension for a low loading position

COMFORTABLE: Fully hydraulic steering of all functions via fine control manual valves

POWERFUL: Double lifting cylinder for secure raising of the rails

USER-FRIENDLY: Furniture platform endlessly rotatable and retractable as standard

BIG: Extra big and stable furniture platform, endlessly rotatable and retractable



COMFORTABLE



USER-FRIENDLY



POWERFUL



MAINTENANCE-FREE



BIG




CITY TRUCK

TECHNICAL DATA:



	37 WH-M	40 WH-M	44 WH-M
Number of profiles	2 – 8	2 – 9	2 – 9
Profile length	6,500 mm	6,000 mm	7,000 mm
Extended length	6.5 – 37 m	6.3 – 40 m	7.4 – 44 m
Total weight (basic equipment)	approx. 6,000 kg	approx. 6,500 kg	approx. 6,930 kg

Furniture platform	City Truck series
closed (WxD)	1,540 mm x 815 mm
opened (WxD)	3,006 mm x 1,881 mm




ACCESSORIES
SUPPLEMENT AND EXPAND




Bowden cable - remote control



Proportional steering with remote control for smooth start / stop




Storage box (Brossbox)



Towing eye for truck




Spare wheel with holder



230 V E-Drive with tandem pump



Base plates



Longer side walls of the furniture platform



Wheels at head section adjustable



Diagnostic Display



Work lights with spot light and scattered light



Hydraulic heavy-duty wheel drive



SERVICE

CUSTOMER SERVICE



ONLINE SPARE-PARTS CATALOGUE



TRAININGS



WARRANTIES



SERVICE NETWORK



CONTACT



PAUS CONNECT



PAUS QUICKSUPPORT



WE ARE THERE,
WHERE OUR CUSTOMERS ARE

Maintenance and service:

Repairs and maintenance work are central points in customer service. Paus offers a comprehensive service program to its customers:

- Service on site or in the factory by technicians
- Service by our trained, regional service partners
- Support for customers with technical inquiries through our service consultant

SPARE PARTS

We give high priority to the availability of Paus spare parts. Besides maintenance and service parts, we offer our customers the possibility to purchase spare parts for engines, axles, gearboxes etc. through us. Furthermore, maintenance and service packages can be called up from us. You are welcome to use our online spare parts catalog for this purpose. This fast and uncomplicated service is guaranteed by our comprehensive concept of disposition, warehousing, and logistics. We maintain stock at the Paus central warehouse in Emsbüren for our customers at any time. Please do not hesitate to contact us for a specific consultation, if necessary, and also at our customer's on-site, if necessary.



Here you can reach
our service page:





**HERMANN PAUS
MASCHINENFABRIK GMBH**

Siemensstraße 1-9
D-48488 Emsbüren
info@paus.de
Tel.: +49 5903 707-0
Fax: +49 5903 707-333

FOLLOW US ON:



WWW.PAUS.DE



WE CARE

As a specialist for complete and special solutions Paus offers an extensive range of machines for mining and tunneling, lift technology and construction machinery since 1968.

Paus means „Quality Made in Germany“.

Our quality management is certified according to ISO 9001.



DIN EN ISO 9001
REG.-NR. 01 0310007



Publication details © Copyright 2022, Hermann Paus Maschinenfabrik GmbH, Emsbüren, Germany. Any form of unauthorised use or reproduction of the content, in whole or in part is prohibited. Illustrations and photos may show features with optional equipment. The specifications printed here are without guarantee. The right is reserved to amend the technical data and the equipment without advance notice. Please contact Hermann Paus Maschinenfabrik GmbH for further information.

Your dealer: